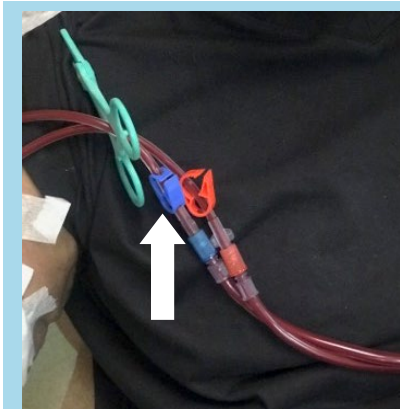


Emergency Disconnect Procedure for In-Center Hemodialysis Patients

If you are on a dialysis machine during an emergency:

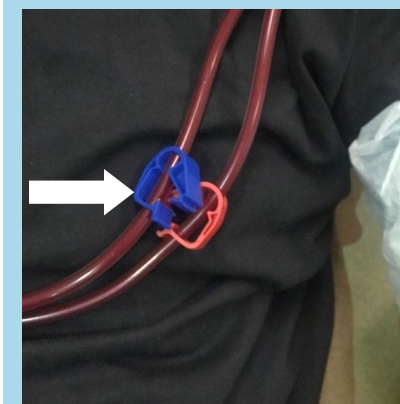
- Stay calm.
- Wait for instructions from a dialysis staff member.
- If a staff member is NOT available to help you and you need to disconnect yourself from a dialysis machine, follow these steps:

1



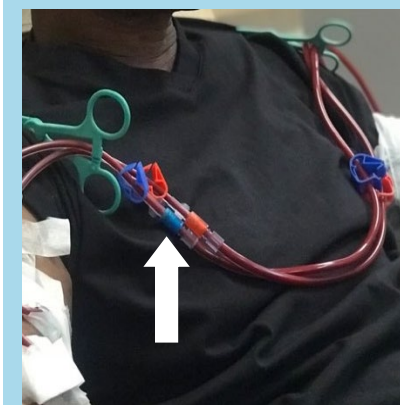
Close each clamp on your access needles before the **red** and **blue** connection points.

2



Close the two clamps on the thick tubing coming from the hemodialysis machine.

3



Unscrew the lines between the two sets of closed clamps at the **red** and **blue** connection points.

These instructions are for emergency situations only.

WARNING: If you have a **catheter** that is used for treatment, **DO NOT** disconnect yourself.
A healthcare team member will further assist you.

